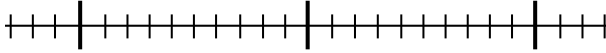
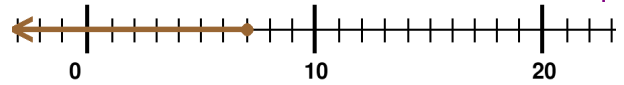


Inequalities Worksheet

1 a. Plot the inequality $u < 37$.



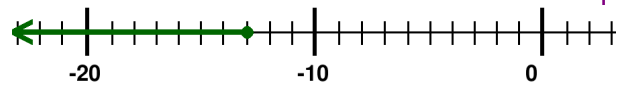
1 b. Write the inequality that matches the graph.



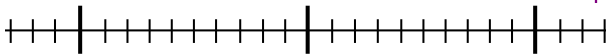
2 a. Plot the inequality $n > 13$.



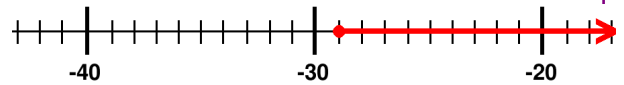
2 b. Write the inequality that matches the graph.



3 a. Plot the inequality $t \geq 49$.



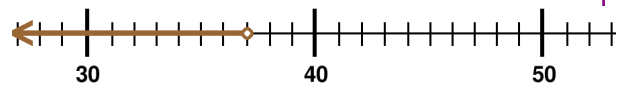
3 b. Write the inequality that matches the graph.



4 a. Plot the inequality $y \leq -10$.



4 b. Write the inequality that matches the graph.



Answer Key

