














Telling time Worksheet

Draw the hands on the clock.

<p>1 a.</p>  <p style="text-align: center;">6:36</p>	<p>1 b.</p>  <p style="text-align: center;">8:19</p>	<p>1 c.</p>  <p style="text-align: center;">6:43</p>
<p>2 a.</p>  <p style="text-align: center;">3:57</p>	<p>2 b.</p>  <p style="text-align: center;">5:48</p>	<p>2 c.</p>  <p style="text-align: center;">8:11</p>
<p>3 a.</p>  <p style="text-align: center;">12:42</p>	<p>3 b.</p>  <p style="text-align: center;">5:38</p>	<p>3 c.</p>  <p style="text-align: center;">6:42</p>
<p>4 a.</p>  <p style="text-align: center;">4:09</p>	<p>4 b.</p>  <p style="text-align: center;">6:52</p>	<p>4 c.</p>  <p style="text-align: center;">10:20</p>


Answer Key

1 a.




6:36

1 b.




8:19

1 c.




6:43

2 a.




3:57

2 b.




5:48

2 c.




8:11

3 a.




0:42

3 b.




5:38

3 c.




6:42

4 a.




4:09

4 b.



6:52

4 c.



10:20