














## Telling time Worksheet

Draw the hands on the clock.

<p><b>1 a.</b></p>  <p>11:30</p>	<p><b>1 b.</b></p>  <p>9:00</p>	<p><b>1 c.</b></p>  <p>10:00</p>
<p><b>2 a.</b></p>  <p>6:30</p>	<p><b>2 b.</b></p>  <p>12:30</p>	<p><b>2 c.</b></p>  <p>10:30</p>
<p><b>3 a.</b></p>  <p>9:30</p>	<p><b>3 b.</b></p>  <p>4:00</p>	<p><b>3 c.</b></p>  <p>7:30</p>
<p><b>4 a.</b></p>  <p>8:30</p>	<p><b>4 b.</b></p>  <p>12:00</p>	<p><b>4 c.</b></p>  <p>11:00</p>


## Answer Key

1 a.




11:30

1 b.




9:00

1 c.




10:00

2 a.




6:30

2 b.




0:30

2 c.




10:30

3 a.




9:30

3 b.




4:00

3 c.




7:30

4 a.




8:30

4 b.



0:00

4 c.



11:00