














Telling time Worksheet

Draw the hands on the clock.

<p>1 a.</p>  <p>2:00</p>	<p>1 b.</p>  <p>1:00</p>	<p>1 c.</p>  <p>3:00</p>
<p>2 a.</p>  <p>10:00</p>	<p>2 b.</p>  <p>4:00</p>	<p>2 c.</p>  <p>11:00</p>
<p>3 a.</p>  <p>6:00</p>	<p>3 b.</p>  <p>12:00</p>	<p>3 c.</p>  <p>8:00</p>
<p>4 a.</p>  <p>7:00</p>	<p>4 b.</p>  <p>9:00</p>	<p>4 c.</p>  <p>5:00</p>


Answer Key

1 a.




2:00

1 b.




1:00

1 c.




3:00

2 a.




10:00

2 b.




4:00

2 c.




11:00

3 a.




6:00

3 b.




0:00

3 c.




8:00

4 a.




7:00

4 b.



9:00

4 c.



5:00