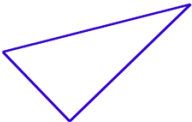
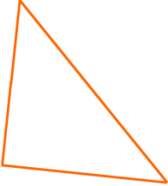




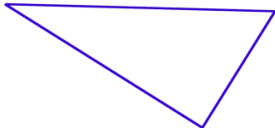










## Classify Triangles Worksheet

Classify the triangles by their angles (acute, right, obtuse).

<p><b>1 a.</b></p> 	<p><b>1 b.</b></p> 	<p><b>1 c.</b></p> 
<p><b>2 a.</b></p> 	<p><b>2 b.</b></p> 	<p><b>2 c.</b></p> 
<p><b>3 a.</b></p> 	<p><b>3 b.</b></p> 	<p><b>3 c.</b></p> 
<p><b>4 a.</b></p> 	<p><b>4 b.</b></p> 	<p><b>4 c.</b></p> 
<p><b>5 a.</b></p> 	<p><b>5 b.</b></p> 	<p><b>5 c.</b></p> 

Name: \_\_\_\_\_ Date: \_\_\_\_\_

## Answer Key

1 a. right

1 b. right

1 c. acute

2 a. acute

2 b. right

2 c. obtuse

3 a. right

3 b. acute

3 c. right

4 a. right

4 b. acute

4 c. right

5 a. obtuse

5 b. acute

5 c. acute