



Area / Perimeter Worksheet


- 1 a. Draw a rectangle with an area of 9 square units.




- 1 b. Draw a rectangle with an area of 24 square units.




- 2 a. Draw a rectangle with an area of 25 square units.




- 2 b. Find the area of this rectangle.



- 3 a. Draw a rectangle with an area of 30 square units.



- 3 b. Draw a rectangle with an area of 6 square units.



Answer Key

<p>1 a. Answers vary. All the possibilities for the number of rows and columns are listed below. Some of them may not fit into the grid provided.</p> <p>1 row, 9 columns OR 3 rows, 3 columns OR 9 rows, 1 column</p>	<p>1 b. Answers vary. All the possibilities for the number of rows and columns are listed below. Some of them may not fit into the grid provided.</p> <p>1 row, 24 columns OR 2 rows, 12 columns OR 3 rows, 8 columns OR 4 rows, 6 columns OR 6 rows, 4 columns OR 8 rows, 3 columns OR 12 rows, 2 columns OR 24 rows, 1 column</p>
<p>2 a. Answers vary. All the possibilities for the number of rows and columns are listed below. Some of them may not fit into the grid provided.</p> <p>1 row, 25 columns OR 5 rows, 5 columns OR 25 rows, 1 column</p>	<p>2 b. The area is 56 square units.</p>
<p>3 a. Answers vary. All the possibilities for the number of rows and columns are listed below. Some of them may not fit into the grid provided.</p> <p>1 row, 30 columns OR 2 rows, 15 columns OR 3 rows, 10 columns OR 5 rows, 6 columns OR 6 rows, 5 columns OR 10 rows, 3 columns OR 15 rows, 2 columns OR 30 rows, 1 column</p>	<p>3 b. Answers vary. All the possibilities for the number of rows and columns are listed below. Some of them may not fit into the grid provided.</p> <p>1 row, 6 columns OR 2 rows, 3 columns OR 3 rows, 2 columns OR 6 rows, 1 column</p>