

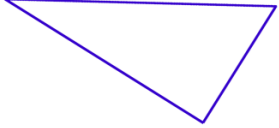


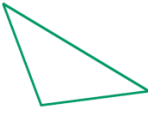





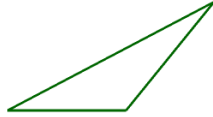
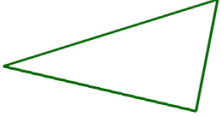
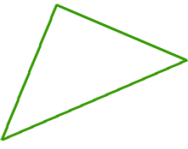
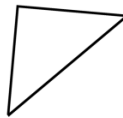


Classify Triangles Worksheet

Classify the triangles by their angles (acute, right, obtuse).

<p>1 a.</p> 	<p>1 b.</p> 	<p>1 c.</p> 
<p>2 a.</p> 	<p>2 b.</p> 	<p>2 c.</p> 
<p>3 a.</p> 	<p>3 b.</p> 	<p>3 c.</p> 
<p>4 a.</p> 	<p>4 b.</p> 	<p>4 c.</p> 
<p>5 a.</p> 	<p>5 b.</p> 	<p>5 c.</p> 

Name: _____ Date: _____

Answer Key

1 a. right

1 b. right

1 c. right

2 a. acute

2 b. obtuse

2 c. obtuse

3 a. obtuse

3 b. acute

3 c. acute

4 a. acute

4 b. obtuse

4 c. obtuse

5 a. acute

5 b. acute

5 c. right