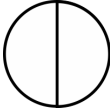
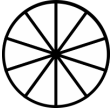

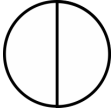
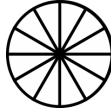
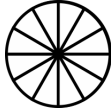
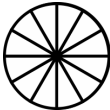
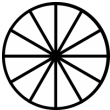

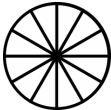
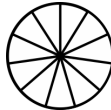
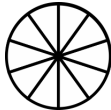
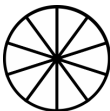
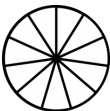
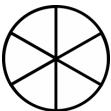
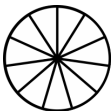
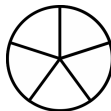
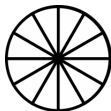
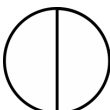



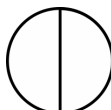

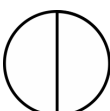







Comparing Fractions Worksheet

Compare the fractions, and write $>$ or $<$ or $=$ between them. You can color the pieces in the pie pictures to help you.

1 a.  $\frac{1}{2}$  $\frac{10}{10}$	1 b.  $\frac{3}{9}$  $\frac{1}{2}$	1 c.  $\frac{1}{12}$  $\frac{1}{12}$
2 a.  $\frac{9}{12}$  $\frac{12}{12}$	2 b.  $\frac{3}{3}$  $\frac{6}{12}$	2 c.  $\frac{9}{11}$  $\frac{10}{10}$
3 a.  $\frac{10}{10}$  $\frac{10}{11}$	3 b.  $\frac{6}{6}$  $\frac{7}{11}$	3 c.  $\frac{1}{5}$  $\frac{1}{12}$
4 a.  $\frac{1}{2}$  $\frac{12}{12}$	4 b.  $\frac{5}{9}$  $\frac{5}{9}$	4 c.  $\frac{1}{2}$  $\frac{2}{3}$
5 a.  $\frac{2}{2}$  $\frac{11}{11}$	5 b.  $\frac{6}{7}$  $\frac{6}{10}$	5 c.  $\frac{2}{2}$  $\frac{2}{9}$

Name: _____ Date: _____

Answer Key

1 a. <	1 b. <	1 c. =
2 a. <	2 b. >	2 c. <
3 a. >	3 b. >	3 c. >
4 a. <	4 b. =	4 c. <
5 a. =	5 b. >	5 c. >