
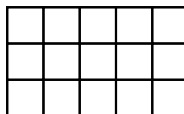


## Area / Perimeter Worksheet

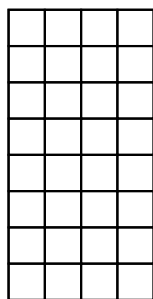
1 a. Draw a rectangle with an area of 40 square units.




1 b. Find the area of this rectangle.




2 a. Find the area of this rectangle.




2 b. Draw a rectangle with an area of 30 square units.



3 a. Draw a rectangle with an area of 56 square units.



3 b. Find the area of this rectangle.



## Answer Key

1 a. Answers vary. All the possibilities for the number of rows and columns are listed below. Some of them may not fit into the grid provided.

1 row, 40 columns OR  
2 rows, 20 columns OR  
4 rows, 10 columns OR  
5 rows, 8 columns OR  
8 rows, 5 columns OR  
10 rows, 4 columns OR  
20 rows, 2 columns OR  
40 rows, 1 column

1 b. The area is 15 square units.

2 a. The area is 32 square units.

2 b. Answers vary. All the possibilities for the number of rows and columns are listed below. Some of them may not fit into the grid provided.

1 row, 30 columns OR  
2 rows, 15 columns OR  
3 rows, 10 columns OR  
5 rows, 6 columns OR  
6 rows, 5 columns OR  
10 rows, 3 columns OR  
15 rows, 2 columns OR  
30 rows, 1 column

3 a. Answers vary. All the possibilities for the number of rows and columns are listed below. Some of them may not fit into the grid provided.

1 row, 56 columns OR  
2 rows, 28 columns OR  
4 rows, 14 columns OR  
7 rows, 8 columns OR  
8 rows, 7 columns OR  
14 rows, 4 columns OR  
28 rows, 2 columns OR  
56 rows, 1 column

3 b. The area is 14 square units.