














Telling time Worksheet

Draw the hands on the clock.

<p>1 a.</p>  <p style="text-align: center;">8:30</p>	<p>1 b.</p>  <p style="text-align: center;">9:15</p>	<p>1 c.</p>  <p style="text-align: center;">3:15</p>
<p>2 a.</p>  <p style="text-align: center;">6:00</p>	<p>2 b.</p>  <p style="text-align: center;">12:45</p>	<p>2 c.</p>  <p style="text-align: center;">7:15</p>
<p>3 a.</p>  <p style="text-align: center;">9:30</p>	<p>3 b.</p>  <p style="text-align: center;">8:00</p>	<p>3 c.</p>  <p style="text-align: center;">1:45</p>
<p>4 a.</p>  <p style="text-align: center;">1:00</p>	<p>4 b.</p>  <p style="text-align: center;">5:30</p>	<p>4 c.</p>  <p style="text-align: center;">7:45</p>


Answer Key

1 a.




8:30

1 b.




9:15

1 c.




3:15

2 a.



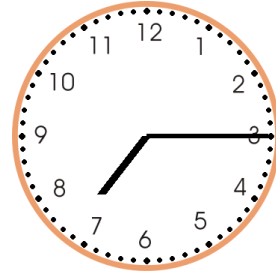
6:00

2 b.




0:45

2 c.




7:15

3 a.




9:30

3 b.




8:00

3 c.




1:45

4 a.




1:00

4 b.



5:30

4 c.



7:45