














## Telling time Worksheet

Draw the hands on the clock.

<p><b>1 a.</b></p>  <p>12:30</p>	<p><b>1 b.</b></p>  <p>6:30</p>	<p><b>1 c.</b></p>  <p>4:30</p>
<p><b>2 a.</b></p>  <p>10:30</p>	<p><b>2 b.</b></p>  <p>4:00</p>	<p><b>2 c.</b></p>  <p>8:30</p>
<p><b>3 a.</b></p>  <p>5:30</p>	<p><b>3 b.</b></p>  <p>9:30</p>	<p><b>3 c.</b></p>  <p>7:00</p>
<p><b>4 a.</b></p>  <p>11:00</p>	<p><b>4 b.</b></p>  <p>3:30</p>	<p><b>4 c.</b></p>  <p>8:00</p>


## Answer Key

1 a.




0:30

1 b.




6:30

1 c.




4:30

2 a.




10:30

2 b.




4:00

2 c.




8:30

3 a.




5:30

3 b.




9:30

3 c.




7:00

4 a.




11:00

4 b.



3:30

4 c.



8:00