







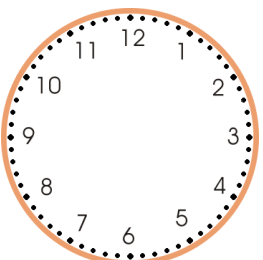

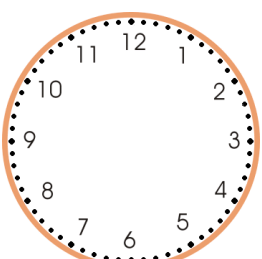
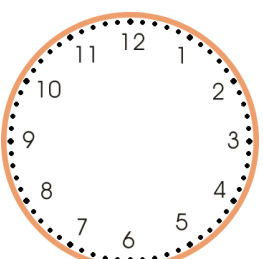



## Telling time Worksheet

Draw the hands on the clock.

<p><b>1 a.</b></p>  <p>8:00</p>	<p><b>1 b.</b></p>  <p>7:00</p>	<p><b>1 c.</b></p>  <p>10:00</p>
<p><b>2 a.</b></p>  <p>2:00</p>	<p><b>2 b.</b></p>  <p>3:00</p>	<p><b>2 c.</b></p>  <p>1:00</p>
<p><b>3 a.</b></p>  <p>5:00</p>	<p><b>3 b.</b></p>  <p>4:00</p>	<p><b>3 c.</b></p>  <p>11:00</p>
<p><b>4 a.</b></p>  <p>6:00</p>	<p><b>4 b.</b></p>  <p>9:00</p>	<p><b>4 c.</b></p>  <p>12:00</p>


## Answer Key

1 a.




8:00

1 b.




7:00

1 c.




10:00

2 a.




2:00

2 b.




3:00

2 c.




1:00

3 a.




5:00

3 b.




4:00

3 c.




11:00

4 a.




6:00

4 b.



9:00

4 c.



0:00