














## Telling time Worksheet

Draw the hands on the clock.

<p><b>1 a.</b></p>  <p>7:30</p>	<p><b>1 b.</b></p>  <p>2:00</p>	<p><b>1 c.</b></p>  <p>10:00</p>
<p><b>2 a.</b></p>  <p>9:00</p>	<p><b>2 b.</b></p>  <p>11:30</p>	<p><b>2 c.</b></p>  <p>8:00</p>
<p><b>3 a.</b></p>  <p>5:30</p>	<p><b>3 b.</b></p>  <p>2:30</p>	<p><b>3 c.</b></p>  <p>4:00</p>
<p><b>4 a.</b></p>  <p>5:00</p>	<p><b>4 b.</b></p>  <p>10:30</p>	<p><b>4 c.</b></p>  <p>6:00</p>


## Answer Key

1 a.




7:30

1 b.




2:00

1 c.




10:00

2 a.




9:00

2 b.




11:30

2 c.




8:00

3 a.




5:30

3 b.




2:30

3 c.




4:00

4 a.




5:00

4 b.



10:30

4 c.



6:00